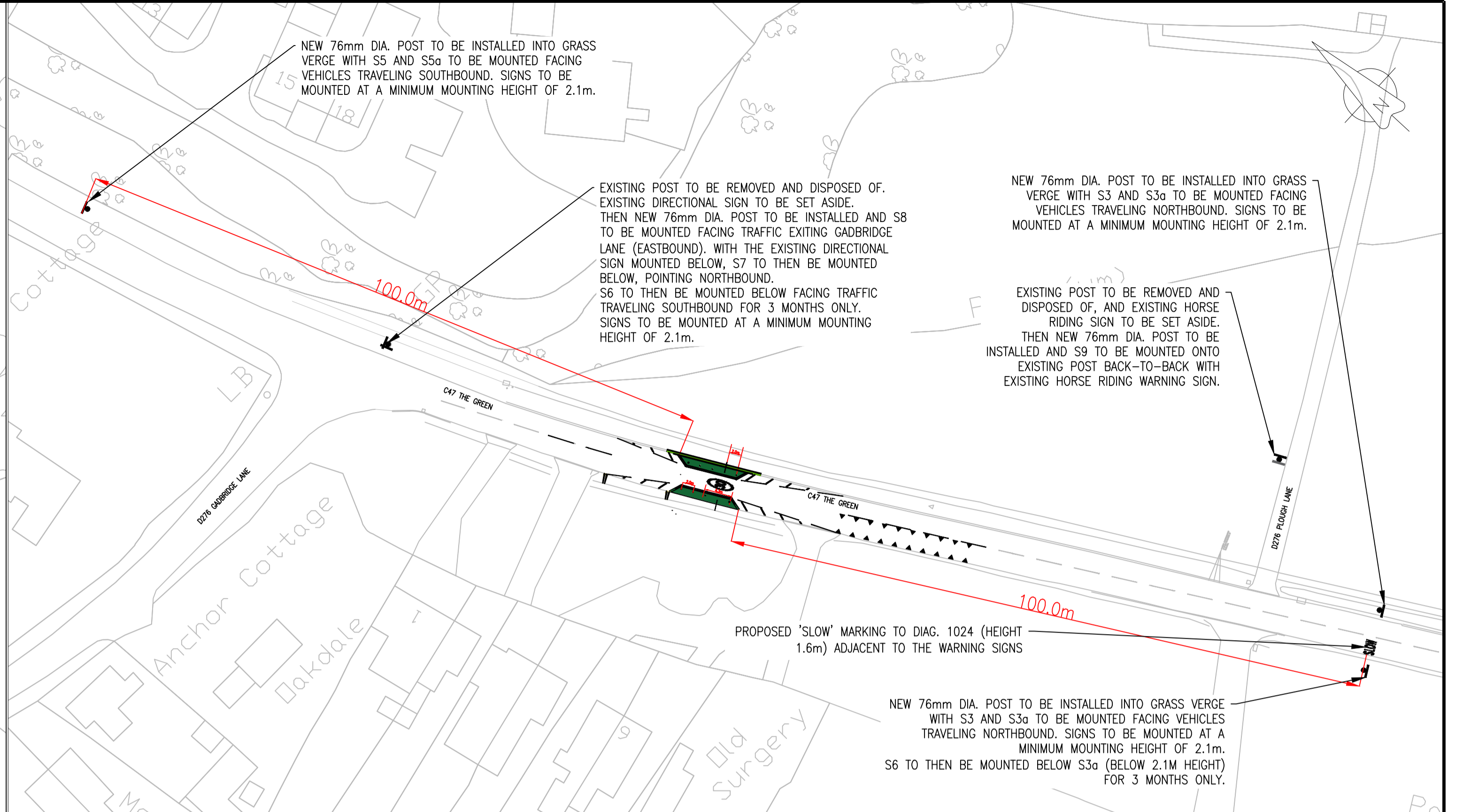
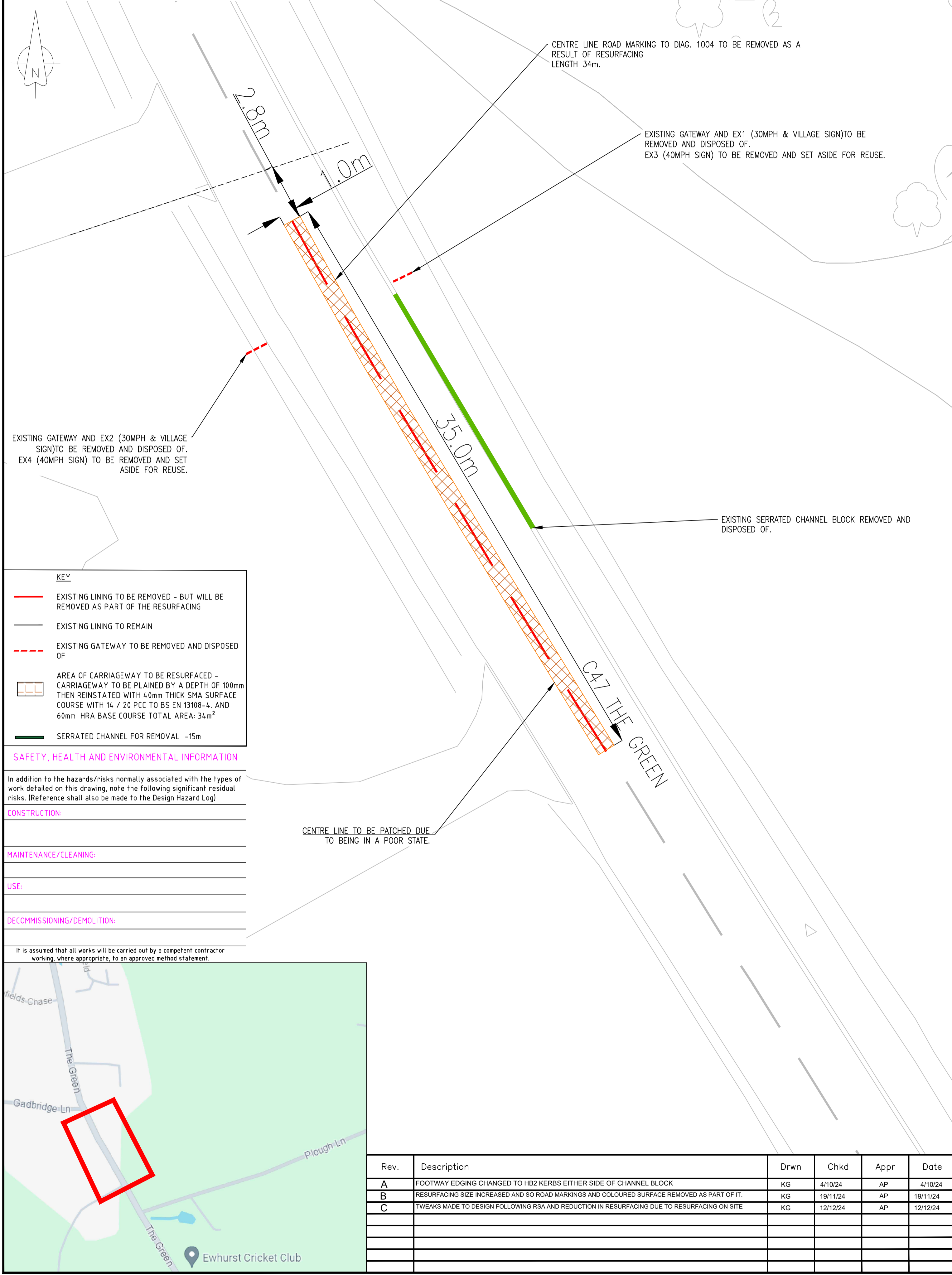


# SITE CLEARANCE SCALE NTS



S1 & S2 - EITHER SIGN STYLE

Scheme Ref.	Ewhurst village sign
Sign Ref.	S1 & S2 - EITHER SIGN STYLE
Letter colour	N/A
Background	YELLOW
Border	N/A
Material	Class R3B-UK
x-height	70.0
SIGN FACE	
Width	980mm
Height	1075mm
Area	1.05m <sup>2</sup>

S3 & S3a  
S4 & S4a

Sign Reference	516
Height	750 mm
Width	850 mm
Area	0.37 m <sup>2</sup>
Material	Class R3B-UK
Mount Height	2100
* Area reduced for rounded corners.	

S5 & S5a

Sign Reference	516 - sign S5
Height	600 mm
Width	680 mm
Area	0.24 m <sup>2</sup>
Material	Class R3B-UK
Mount Height	2100
* Area reduced for rounded corners.	

S8 & S8a  
S9 & S9a

Sign Reference	516 - sign S8 & 9
Height	600 mm
Width	680 mm
Area	0.24 m <sup>2</sup>
Material	Class R3B-UK
Mount Height	2100
* Area reduced for rounded corners.	

S6 & S7

Scheme Ref.	S6 & S7
Sign Ref.	DIAG. 7014
Letter colour	N/A
Background	RED
Border	WHITE
Material	Class R3B-UK
x-height	50.0
SIGN FACE	
Width	495 mm
Height	490 mm
Area	0.24 m <sup>2</sup>

EX3 & EX4

Sign Reference	670-40
Height	600 mm
Width	600 mm
Area	0.28 m <sup>2</sup>
Material	Class R3B-UK
Mount Height	2300

### OPTION A

WOODEN SLATTED VILLAGE GATEWAY AS PER SCC STD DRG 1000 / 123 REV E

Concrete foundation block 1650 x 350 wide x 650 deep. Sockets are to be cast in the base for the posts. Sockets may be formed using the polyblock method or other method approved by the Engineer. Concrete shall be to CI2602 type S7.

### OPTION B

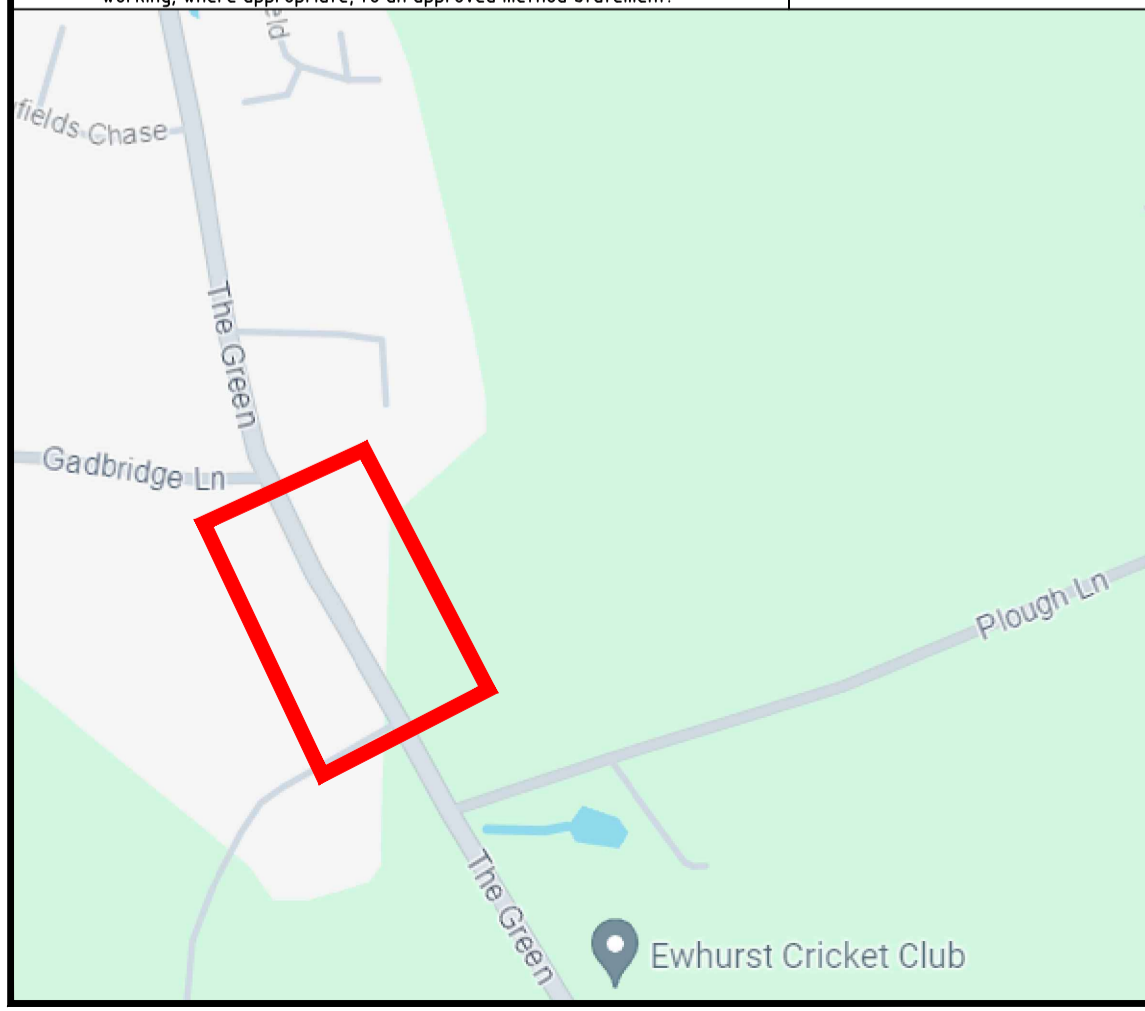
GLASDON VILLAGE GATEWAY - EVERWOOD MATERIAL WITH SPEED LIMIT TERMINAL AND VILLAGE SIGN

Gateway foundations in accordance with the manufactures instructions (see note 4)

Rev.	Description	Drwn	Chkd	Appr	Date
A	FOOTWAY EDGING CHANGED TO H2 KERBS EITHER SIDE OF CHANNEL BLOCK	KG	4/10/24	AP	4/10/24
B	RESURFACING SIZE INCREASED AND SO ROAD MARKINGS AND COLOURED SURFACE REMOVED AS PART OF IT.	KG	19/11/24	AP	19/11/24
C	TWEAKS MADE TO DESIGN FOLLOWING RSA AND REDUCTION IN RESURFACING DUE TO RESURFACING ON SITE	KG	12/12/24	AP	12/12/24

Drawn by.	Checked by.	Approved by.	Project Title.
KG	ML	ML	C47 THE GREEN EWHURST
Drawn date.	Checked date.	Approved date.	Drawing Title.
AUG '24	AUG '24	AUG '24	PROPOSED PINCH POINT TRAFFIC CALMING SCHEME

Project No. PC1414  
Drawing No. 02  
Scale. AS SHOWN  
Drawing units. m  
Revision. C  
Classification. DRAFT



File Name: \\E:\AVPC\allResource\Pool\Projects\SW Waverley\PC1414 - The Green Ewhurst.dwg